

JEWISH FEDERATION
of DURHAM-CHAPEL HILL

2018

population study


how
many
are
we



To navigate the document

Use the <> at the edges of the frame to scoll between pages.

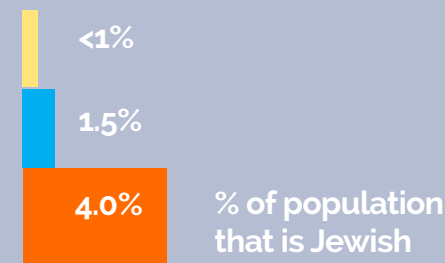
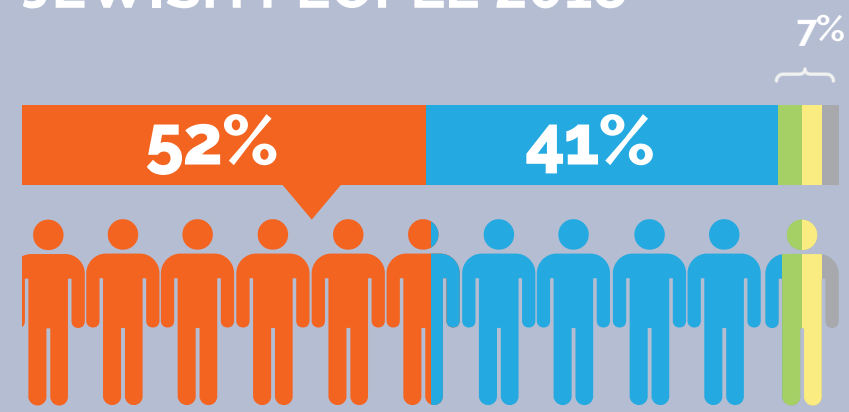
Zoom, download and other functions are located on the bottom control bar



THERE'S MORE OF US

More Jewish households. More Jewish families. More Jewish singles. From more zip codes—and more outlying counties. We're here. We're growing. We're affiliating. Get ready.

JEWISH PEOPLE 2018



11,000
people

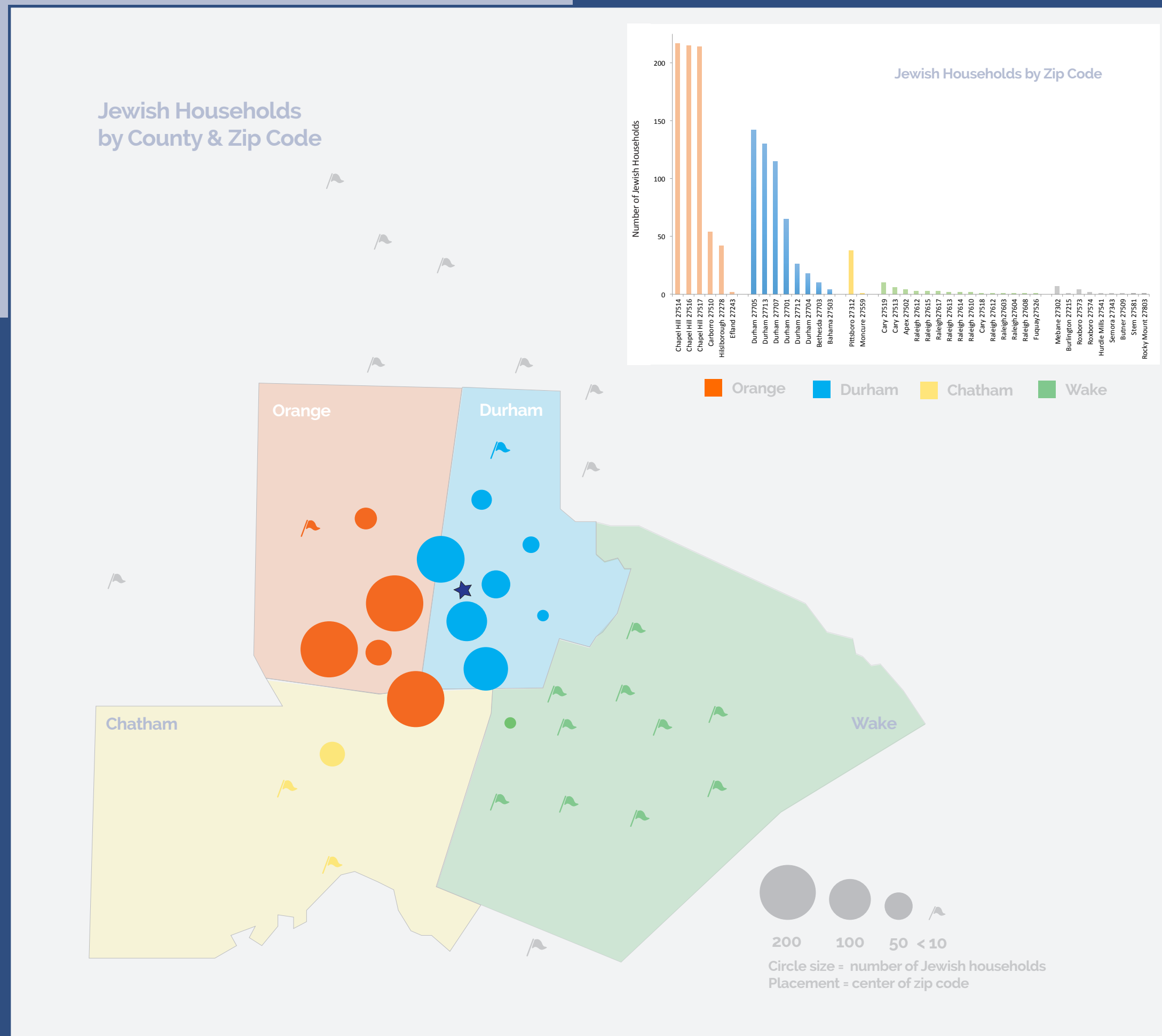
4,100
households

= 1,000 people

- Orange
- Durham
- Wake
- Chatham
- Other

FROM NEAR AND FAR

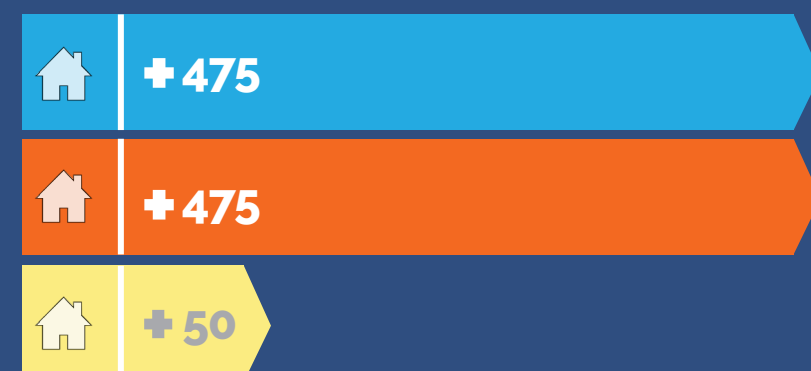
We found that 93% of us live in Durham and Orange counties, clustered in six different zip codes. But the rest of us—7%—hail from Chatham, Person, Wake and other rural counties.



AND WE'RE GROWING

We're bigger than we thought. And growing. The NC Budget and Management Office projects double digit population increases from 2015-2035. Applying current Jewish population percentages—by county—means an estimated 1,000 new Jewish households and 2,700 additional Jewish people will live in Chatham, Durham and Orange counties in 2035.

NEW JEWISH HOUSEHOLDS by 2035



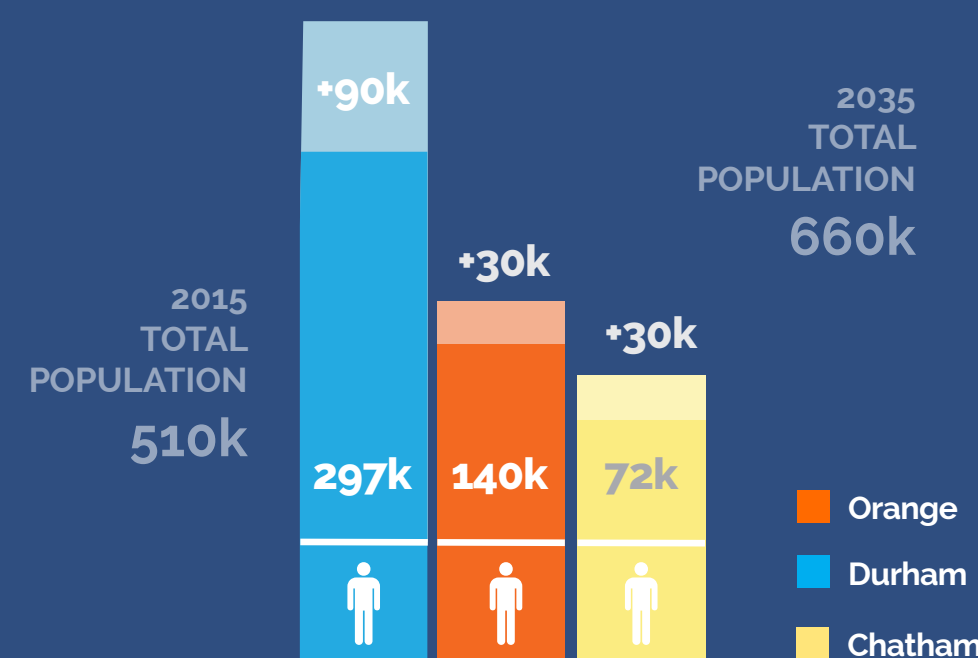
- Orange
- Durham
- Chatham

+1,000
new Jewish households by 2035

TOTAL COUNTY POPULATION GROWTH

Chatham, Durham and Orange counties' populations are projected to grow from 510k to 660k, adding 150k people to our area over the next 15+ years.

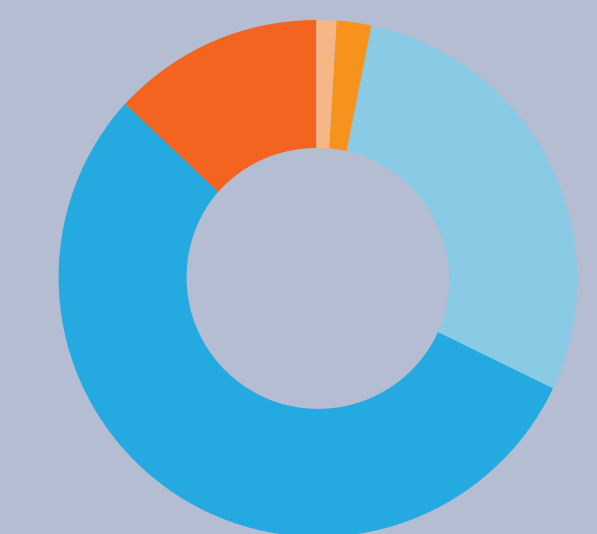
+150k
total population increase by 2035



HOW WE GOT THE NUMBERS*

In 2018 our local synagogues reported 1,370 affiliated households with 3,650 people. According to a recent PEW study, 1/3 of us nationwide affiliate with a synagogue. So we multiplied our numbers by 3 to give us approximately 4,100 Jewish households, and nearly 11,000 people.

AFFILIATION 2018



- Judea
- Kehillah
- Beth El
- Etz Chayim
- Triangle Family Shule

1,370
affiliated households in 2018

* All numbers presented are rounded for simplicity

ready

let's be

Thank you to our partner organizations for providing the data behind this study: Beth El, Etz Chayim, Judea, Kehillah, The Lerner School and Triangle Family Shule.

